


**Use and Indemnification:**

“Buyer” (person, company or entity purchasing the inflatable product or device), is solely responsible for the manner of use of the products and other equipment purchased from **einflatables**. “Buyer” is solely responsible for all signage, labels and warnings to consumers or other users of the products and equipment, and for any and all other acts necessary, including user warnings and limitations (e.g., weight, height, number of participants and medical condition limitations), to ensure the safety of the users. “Buyer” acknowledges that they have received, read and fully understand all necessary instructions for the safe setup and operation of their **einflatables** product or device. “Buyer” agrees to operate their **einflatables** product or device according to the instructions established by **einflatables**. “Buyer” agrees to operate their inflatable product or device according to all state and local requirements. “Buyer” agrees to train any person(s) operating the inflatable product or device in the safe operation of the inflatable product or device including safe handling of emergency situations. “Buyer” shall use proper stakes, tie-downs, and other applicable devices necessary to ensure the safety of users and the general public. “Buyer” agrees to indemnify, defend and hold harmless Funtastic Factory, Inc. dba **einflatables** and it’s officers, directors, shareholders, employees and agents, against and in respect of any actions and all claims, demands, losses, costs, expenses, obligations, liabilities, damages, recoveries and deficiencies, including interest and penalties that **einflatables** shall incur, or suffer, which arise, result from, or relate to the use of goods and products sold to “Buyer” and used by “Buyer”, Buyer’s lessees, customers, and/or any other third parties using the goods and products, including but not limited to, any other persons injured by or on account of such goods and products described herein. In the event **einflatables** is required to commence an action to enforce this provision, “Buyer” shall pay all of **einflatables** legal costs and expenses.



**Catastrophe!**

This type of catastrophe can always be avoided by proper tethering utilizing the ground stakes provided and by having Trained Operator(s) on duty and avoiding inclement weather such as high winds i.e. winds in excess of 15 m.p.h.

**BIRTHDAY CAKE BOUNCER**

**Welcome to the World of einflatables!**

**einflatables** knows that you’ll get many years of excitement from your new purchase. Please read this booklet carefully and always follow all of the safety precautions.

Also, please read your “**Installation and Setup Manual**” and follow all recommended procedures. Always make sure to stake down (tether) your inflatable as described to avoid injuries. Be sure to have (1) Trained Operator on this inflatable at all times. Make copies of this supplement and make sure your Trained Operators have one with them at each job site.

Thank you for your business and feel free to call us if you have any questions regarding your inflatable.

Your partner in success,

**einflatables**



www.einflatables.com  
Toll Free: (800) 569-0719 Phone: (562) 777-1140 Fax: (562) 777-1161  
12405 Telegraph Rd., Santa Fe Springs, CA 90670



“Quality Inflatable Entertainment & A Whole Lot More!”



**SUPPLEMENTAL MANUAL**

© 2008 **einflatables**

**Procedures for evacuation!**

Each blower tube has an automatic air flap that reduces the loss of air if the blower system goes off, however, all participants should be directed off the inflatable as shown by the arrow(s) below. In the event of a power outage or in an emergency take down, the participants should be directed to exit the inflatable. Participants inside the bouncer should move to the front door and exit the unit ASAP!



**READ & FOLLOW ALL WARNING LABELS!**

A Warning Label is placed on every inflatable that **einflatables** produces.

**INSTRUCT ALL PARTICIPANTS TO ALWAYS FOLLOW SAFETY PROCEDURES!**

**WARNING! ONLY PARTICIPANTS OF COMPATIBLE SIZE SHOULD PLAY IN UNIT AT THE SAME TIME!**

**CAUTION: ALL PERSONS PLAY AT THEIR OWN RISK!**  
If blower starts to deflate, exit unit immediately!  
DO NOT Operate This Unit if Winds Exceed 15 m.p.h.  
DO NOT Use Silly String On or Near Unit (\$1,000 Fine)  
DO NOT Inflate or Use This Piece of Equipment Without First Securing To Ground With Stakes or Sand Bags on All Four Corners!  
DO NOT Pound Stakes Into Ground Without First Verifying Gas, Water & Electrical Locations to Avoid Injuries!  
**SHOCK HAZARD!** DO NOT Use This Equipment On Damp Surfaces Or During Inclement Weather!  
This Inflatable Requires A 1 hp Blower & Constant Source of 110v 20amp Power.  
Meets ASTM Standards  YES  NO  
FLAME RETARDANT MATERIAL  YES  NO

**SAFETY RULES**

- No Shoes
- No Glasses
- No Jewelry
- No Facial Jewelry
- No Sharp Objects
- No Food or Drinks
- No Rough Play
- No Tumbling Or Flipping
- No Medical Conditions
- No Pregnancy
- No Unweaved Matched Players

Maximum Occupants: 10  
Minimum Height: 3'6"  
Maximum Height: 6'2"  
Weight Capacity Per Player: 210 lbs.  
No: No

Only Children Of Compatible Size Should Play In The Bouncer At The Same Time

AGE GROUP: 3-8 years, 9-12 years, 13-17 years, Adults  
Max. Occupants: 6 8 10 4 6 8 2 4 6 1 2 4  
Safety Stakes Must Be Installed Prior To Operating Unit or It Must Be Secured With Sand Bags On All Four Corners If On A Hard Surface.

**einflatables** Moon Bouncer  Small  Medium  Large  
Name: \_\_\_\_\_ Model: \_\_\_\_\_  
WHITTIER, CA 90606 (800) 569-0719 www.einflatables.com info@einflatables.com  
Serial Number: \_\_\_\_\_ Date of Manufacture: \_\_\_\_\_

**TRAINED OPERATOR MUST BE ON DUTY AT ALL TIMES!**

**WARNING: A NOTICE TO OUR COMPETITORS**

**COPYRIGHTS AND TRADEMARKS:**

All product designs, product names, logos, trademarks, service marks, trade dress, Installation and Setup Manual, Supplemental Manuals and related material (whether or not registered with the United States Patent & Trademark Office) are proprietary to **einflatables** and the sole property of **einflatables**. Use of **einflatables** product designs, product names, logos, trademarks, service marks, trade dress, Instruction Manuals and related material is strictly prohibited, except with the express written permission of **einflatables**. All product designs, literature, photographs and related material (whether or not registered with the Copyright Office at the United States Library of Congress) are protected by the copyright laws of the United States and Internationally by the Berne Convention, and remain sole property of **einflatables**. Copying, adaptation, or other use of **einflatables** copyrighted works without the express written permission of **einflatables** is strictly prohibited.

**BIRTHDAY CAKE BOUNCER**

L. W. H.  
18'x 15' x 16'

Includes (1) 1hp High Output Blower, Safety Entrance Ramp, Netted Sides, (1) Deflation Zipper, Reinforcement Strips on all Mattress Seams, (6) Bottom Tethers, (6) 18' Stakes (2) Tie Down Straps, Repair Kit & Standard Tarp. Recommended Load: Varies (See rules attached to each bouncer).

Weight 260 lbs.

**Safety Notice:**

If inflatable is ordered with flame retardent material, It has been tested and complies to NFPA 701 Large Scale Test.

<b>Number of Installers</b>	<b>Number of Trained Operators</b>	<b>Max. Number of Passengers</b>
1	1	VARIES
		<b>See rules attached to each bouncer</b>
<b>Max. Weight Passenger</b> 200 lbs.		<b>Total Passenger Weight</b> 800 lbs.
Use Whistle for Control		
<b>Min. and Max. Height</b>	<b>Minimum Stake Length</b>	<b>Indoor Weight Container Anchors</b>
42" Min. 72" Max	(6) 18" in length 100% Buried	 (6) 75 lbs.

**• GROUND STAKES REQUIRED FOR OUTDOOR USE!**

**CAUTION: SHOCK HAZARD**  
PLUG BLOWER INTO GROUNDED OUTLET ONLY!

**WARNING!**

**CAUTION: SHOCK HAZARD**  
PLUG BLOWER INTO GROUNDED OUTLET ONLY!

To Avoid Electrical Shock This Unit Requires the Following Blower Type Only:

- 1hp High Output Blower



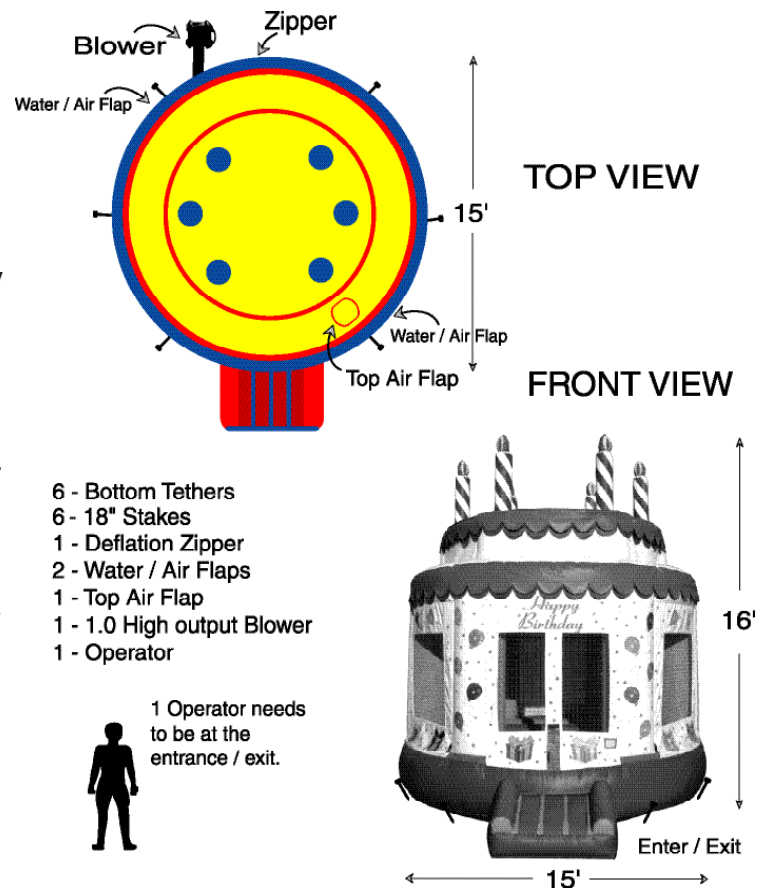
www.einflatables.com • email: info@einflatables.com

**Directions**

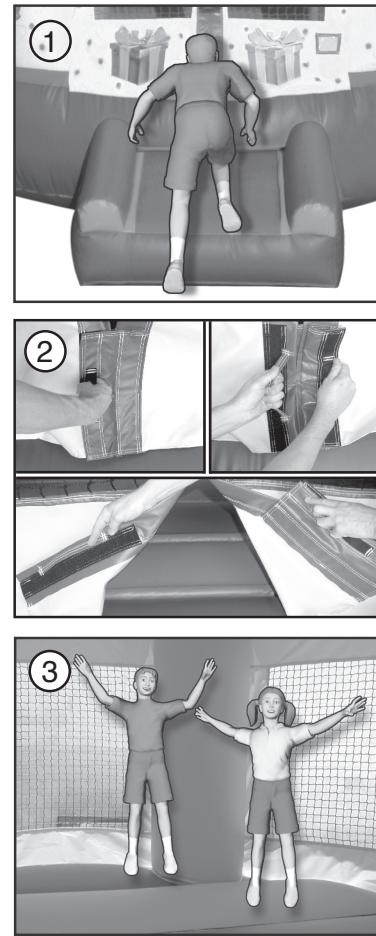
- Read **“Installation and Setup Manual”** completely.
- Layout ground tarp for bouncer.
- Position bouncer on tarp with a level ground area approximately 25’ x 25’. Unit should have 5’ clearance on all sides and 18’ height clearance.
- Connect blower to **long** air tube on unit making sure strap is firmly secure and no air is leaking.
- Close off and secure any remaining small air tube by folding it forward in half and securing so no air escapes.
- Close top air flap on unit.
- Close off zipper & water/air flaps on bottom of unit.
- Blower system requires a dedicated 20 amp breaker.
- Turn blower on.
- Secure all tethers firmly to ground stakes after the unit is fully inflated. Bury stakes flush with ground.
- Do a safety check on the blower and extension cord.
- Do a safety check on the interior and exterior surfaces of unit looking for any moisture, debris, rips, tears or seams coming apart. (If noticed, do not use inflatable until repaired)
- **Do not operate in winds over 15 m.p.h..**

**NEVER LEAVE THIS RIDE UNATTENDED!**

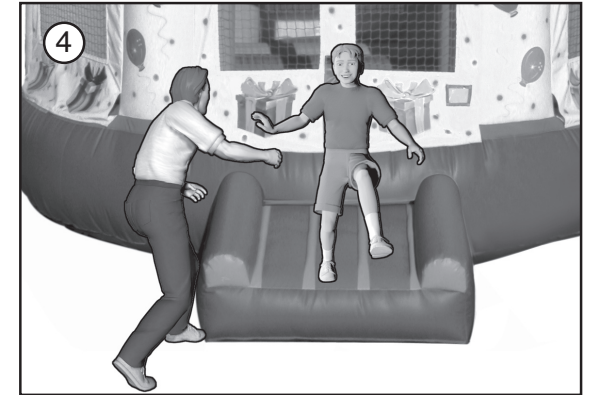
**BIRTHDAY CAKE BOUNCER**



**Step by step Procedures for Birthday Cake Bouncer**





1. Enter the unit by stepping on the safety entrance ramp. Children or those with poor balance should enter on their hands and knees.
2. Pull on door handle with right hand and with left hand grab other handle and pull. Pull back both sides and enter bounce. When riders are inside, Operator should lock door by connecting both sides with velcro flaps.
3. When you are inside the bouncer, stand up and start jumping around.
4. Exit the bouncer with the help of an operator.



**Assist Participants off!**

- Operators should assist participants off safety ramp.

- **ADULT SUPERVISION IS REQUIRED AT ALL TIMES!**
- **ALWAYS INSTRUCT SAFETY!**
- **Instruct every participant to follow the Safety Rules on each inflatable.**
- **No flips, somersaults or rough housing.**



**THE CORRECT POSITIONING FOR BOUNCING!**

- Do not allow riders to pull or hang on netting.
  - Do not allow riders to bounce against the sides or near the entrance.
  - Have riders stay away from others so they don't get hurt from bumping into each other.
- Warning: Injuries will occur if you do not follow these rules.**




**AVOID INJURIES! DO NOT land head first or serious injury may occur. No flips, somersaults or rough housing!**

- Be sure that you position your body upright so you do not land on your head.

**KEEP MATTRESS AREAS CLEAR!**

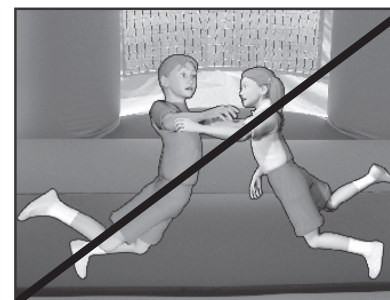
- Operators should not allow participants to continue bouncing until mattress is clear of all fallen occupants.

**WARNING! ONLY PARTICIPANTS OF COMPATIBLE SIZE SHOULD PLAY IN UNIT AT THE SAME TIME!**



**Operators must take control!**

- **Do not overload the bouncer.**



Be sure to instruct all operators of the correct procedures to have all passengers follow as they bounce in the inflatable.

- Avoid all contact with others.

**Warning: All riders should stay at least 3 feet away from other participants to avoid injury!**